


SEMI-AUTOMATIC NET WEIGHT LIQUID FILLING MACHINES - PT SERIES

ELECTRONIC NET WEIGHT FILLING MACHINE FOR EXTRA LARGE TOTE AND DRUM FILLING



Ideal-Pak PT-BF-XL Filling Machine with 50 feet of conveyors, including powered in-feed, gravity rollers, and powered exit conveyors - Bottom Fill Configuration.



Ideal-Pak PT-BF-XL can handle extra large container heights up to 72 inches.

PRODUCT OVERVIEW

NEW! The Ideal-Pak PT-BF-XL drum and tote filling machine is designed to transport and fill a wide variety of drums and totes, including extra-large tote containers up to 550 gallon capacity and sizes up to 72 inches high. A heavy duty powered in-feed conveyor moves empty totes and drums onto a powered scale conveyor for semi-automatic filling and transport to an exit conveyor.

IDEAL-PAK MODEL PT-BF-XL FEATURES

- High Accuracy Net Weight Filling.
- Ideal-Pak precision crafted probe nozzle for bottom up filling.
- Allen-Bradley PLC for Machine Control.
- Color HMI Touch Screen Interface.
- Multiple conveyor configurations, including powered and zoned in-feed and out-feed conveyors and gravity rollers.

May be covered by one or more of the following U.S. Patents: #5,505,233, #5,823,406, #6,148,877, #6,595,250







Ideal-Pak PT-BF-XL fills a wide range of totes, including 350 Gallon HDPE & 550 Gallon Metal.

CONTAINER SIZE

Small Containers			
1/2 Pint		Pails	
Pints		Kegs	
Quarts	•	Drums	
Gallons	•	Totes	

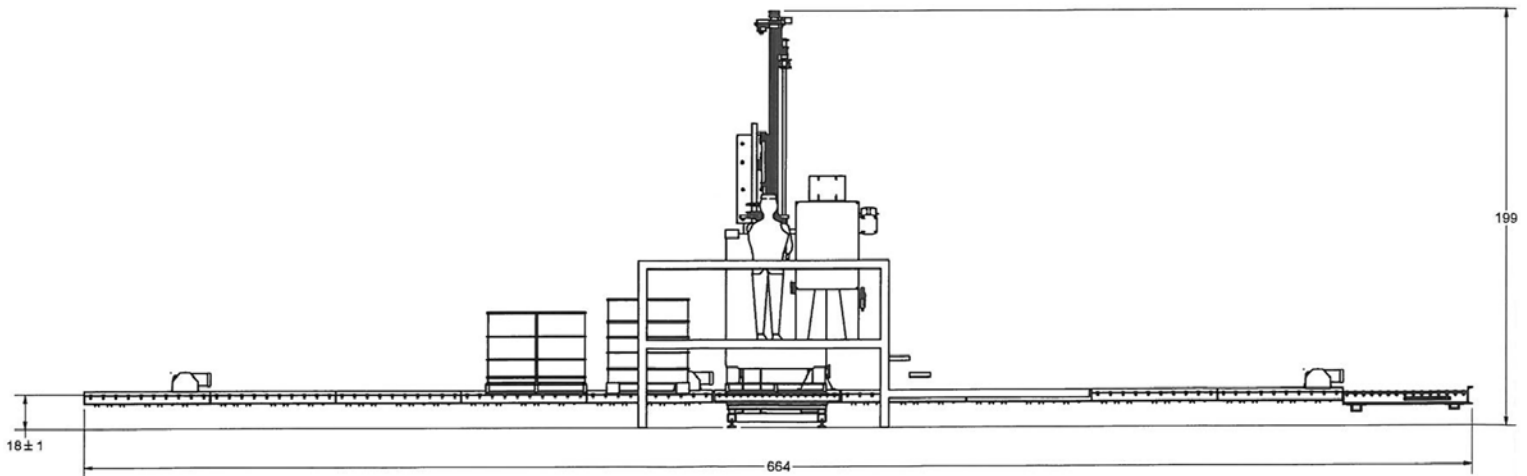
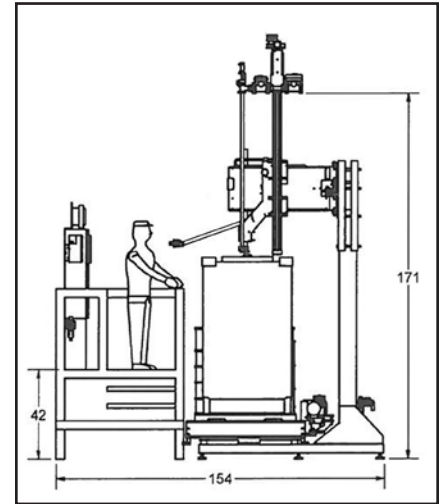
INDUSTRIES SERVED

Paints & Coatings	
Chemicals	
Lubricants	
Food & Beverage	



Semi-Automatic Net Weight Liquid Filling Machine for Extra Large Totes and Drums

MACHINE SPECIFICATIONS	
Electrical	460VAC, single phase, 60Hz
Air (per head)	5 SCFM @ 80PSI (clean dry air)
Container Size	Speed - MPC (Minutes per container) Bottom Fill Estimated Range*
55 Gallon Drums	1 - 3
Tote 275 Gallon	5 - 10
Tote 330 Gallon	6 - 12
Tote 350 Gallon	6 - 12
Tote 550 Gallon	10 - 20
Accuracy: To Within ± 2.0 lbs	
*Estimated average range. Fill rates will vary depending on container size, container shape, fill opening, accuracy required, product supply, as well as individual product characteristics and operation mode.	



Electronic Net Weight For Extra Large Totes and Drums

OPTIONS

- Connectivity to Factory Automation.
- Flush Attachments Connect To the Nozzle for Enclosed Cleaning.
- Fume Vent.
- Gravity or Powered Roller Conveyors.
- Variety of Fill Lance sizes and types (stainless steel, polypropylene, Hastelloy) are available.
- Top Fill, Inside Fill, or Bottom Fill Machine Configurations.
- Type X Purge System.
- Valve, Regulator and Lubricator to Control Air Diaphragm Pump/Tranquilizer.

May be covered by one or more of the following U.S. Patents: #5,505,233, #5,823,406, #6,148,877, #6,595,250
Subject to changes & modifications without notice.

ABOUT IDEAL-PAK

Ideal-Pak Liquid Filling Machines are designed to increase your yields, productivity and efficiency. Choose from Automatic to Semi-Automatic or Manual Configurations to fill small containers up to drums and totes. Ideal-Pak serves customers in the paint and coatings, lubricants, chemicals and food & beverage industries.

Ideal-Pak is also your first source for a wide variety of closing machines, lid placers and precision nozzles, plus parts and service, (including Neupak).

PT-BF-XL Rev. 02-2015



Ideal-Pak Incorporated | 4607 Dovetail Drive | Madison, WI 53704
Phone: 608-241-1118 | Toll Free: 800-383-1128 | Fax: 608-241-4448 | www.ideal-pak.com